

Palawan Scientist

ISSN

2467-5903

EISSN

2467-5903

JCR ABBREVIATION

PALAWAN SCI

ISO ABBREVIATION

Palawan Sci.

Journal information

EDITION

Emerging Sources
Citation Index (ESCI)

CATEGORY

BIOLOGY - ESCI

LANGUAGES

English

REGION

PHILIPPINES

1ST ELECTRONIC JCR YEAR

2020

Publisher information

PUBLISHER

WESTERN
PHILIPPINES
UNIV

ADDRESS

ABORIAN,
PALAWAN 00000,
PHILIPPINES

PUBLICATION FREQUENCY

1 issue/year

Journal’s performance

Journal Citation Indicator (JCI)

Export

0.06

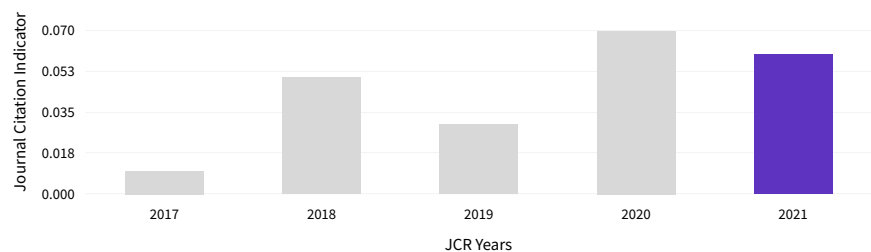
The Journal Citation Indicator (JCI) is the average Category Normalized Citation Impact (CNCI) of citable items (articles & reviews) published by a journal over a recent three year period. The average JCI in a category is 1. Journals with a JCI of 1.5 have 50% more citation impact than the average in that category. It may be used alongside other metrics to help you evaluate journals. [Learn more](#)

Total Citations

Export

8

The total number of times that a journal has been cited by all journals included in the database in the JCR year. Citations to journals listed in JCR are compiled annually from the JCR years combined database, regardless of which JCR edition lists the journal.



[View all years](#)

Open Access (OA)

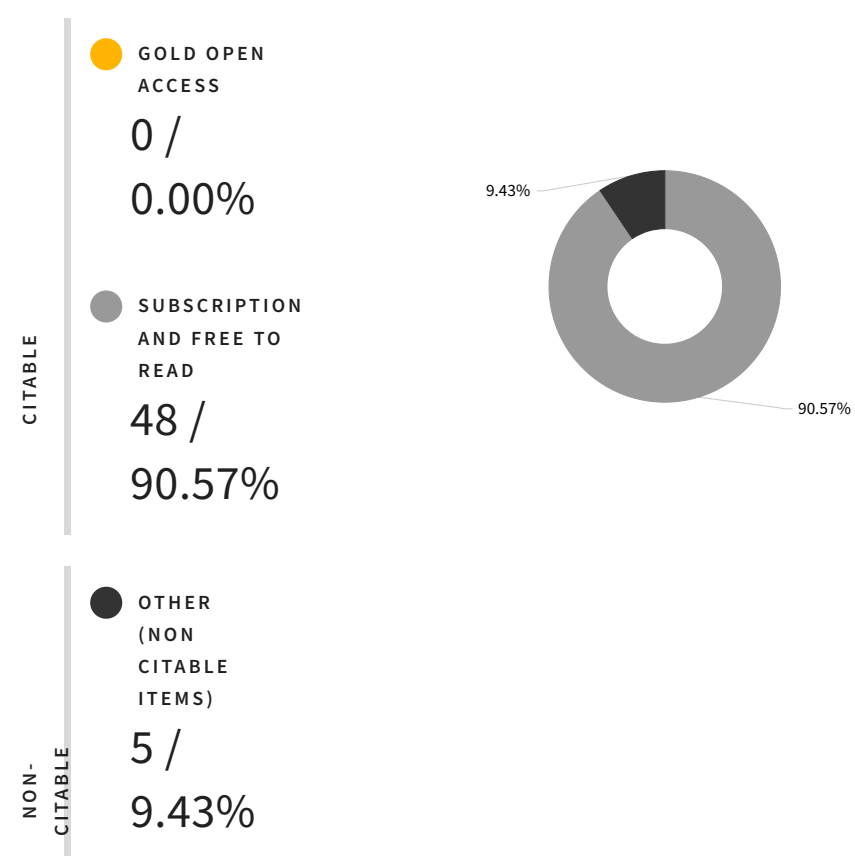
[Export](#)

The data included in this tile summarizes the items published in the journal in the JCR data year and in the previous two years. For example, in the 2020 JCR data, released in June 2021, the Open Access (OA) data show the publication model (Gold OA or subscription) of materials published in 2018, 2019 and 2020, and citations in 2020 to these items. This three-year set of published items is used to provide descriptive analysis of the content and community of the journal. [Learn more](#)

Items

TOTAL CITABLE
48

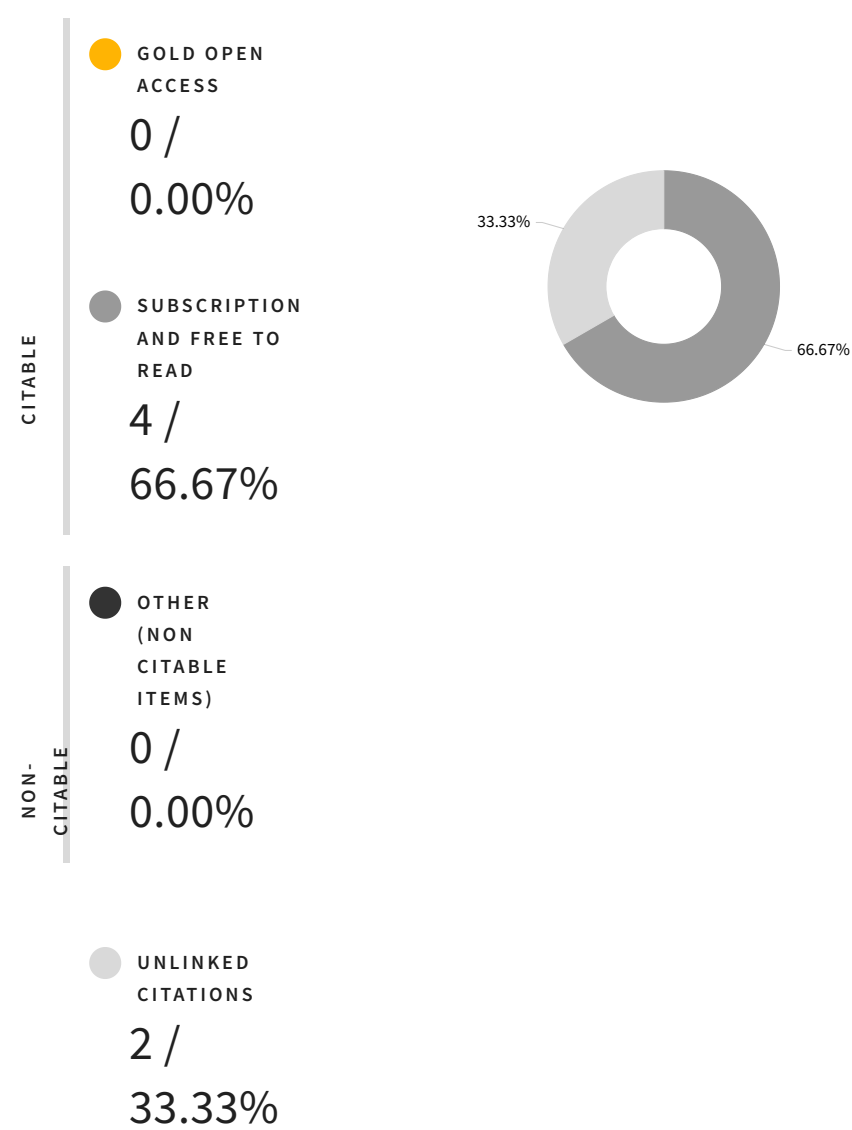
% OF CITABLE OA
0.00%



Citations*

TOTAL CITABLE
4

% OF CITABLE OA
0.00%



*Citations in 2021 to items published in [2019 - 2021]

Rank by Journal Citation Indicator (JCI)

Journals within a category are sorted in descending order by Journal Citation Indicator (JCI) resulting in the Category Ranking below. A separate rank is shown for each category in which the journal is listed in JCR. Data for the most recent year is presented at the top of the list, with other years shown in reverse chronological order. [Learn more](#)

CATEGORY

BIOLOGY

101/113

JCR YEAR	JCI RANK	JCI QUARTILE	JCI PERCENTILE	
2021	101/113	Q4	11.06	<div><div></div></div>
2020	103/113	Q4	9.29	<div><div></div></div>
2019	107/111	Q4	4.05	<div><div></div></div>
2018	104/107	Q4	3.27	<div><div></div></div>
2017	95/98	Q4	3.57	<div><div></div></div>

Citation network

Cited Half-life

N/A

The Cited Half-Life is the median age of the items in this journal that were cited in the JCR year. Half of a journal's cited items were published more recently than the cited half-life.

TOTAL NUMBER OF CITES

8

NON SELF-CITATIONS

5

SELF-CITATIONS

3

Cited Half-life Data

Citing Half-life

9.2 years

The Citing Half-Life is the median age of items in other publications cited by this journal in the JCR year.

TOTAL NUMBER OF CITES

910

NON SELF-CITATIONS

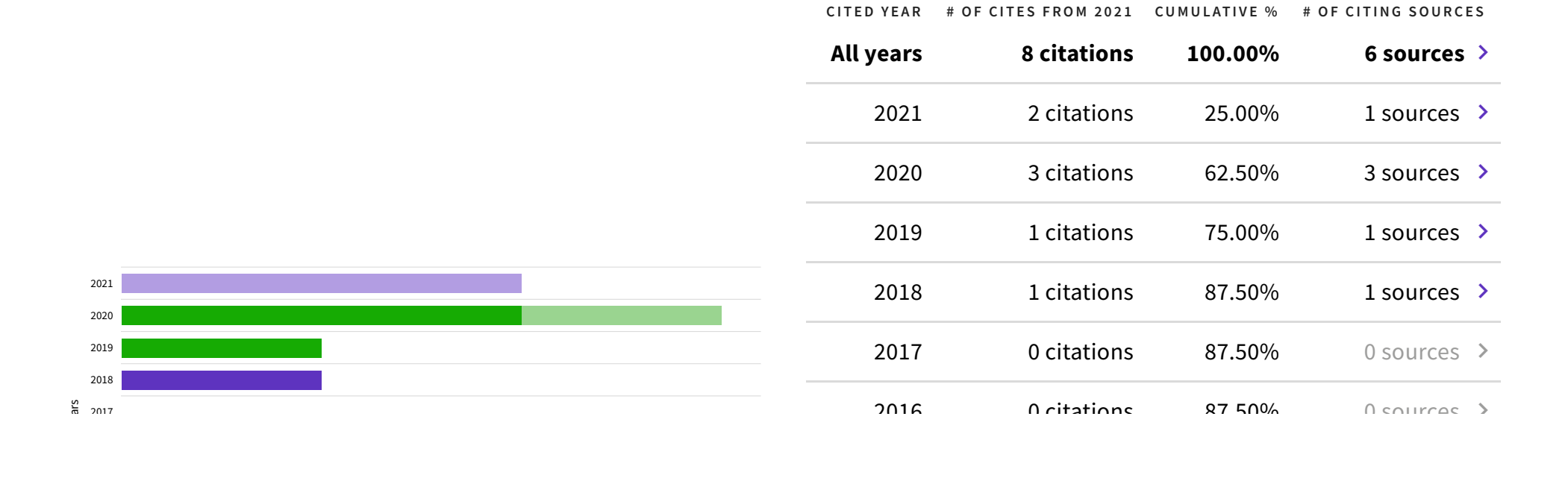
907

SELF-CITATIONS

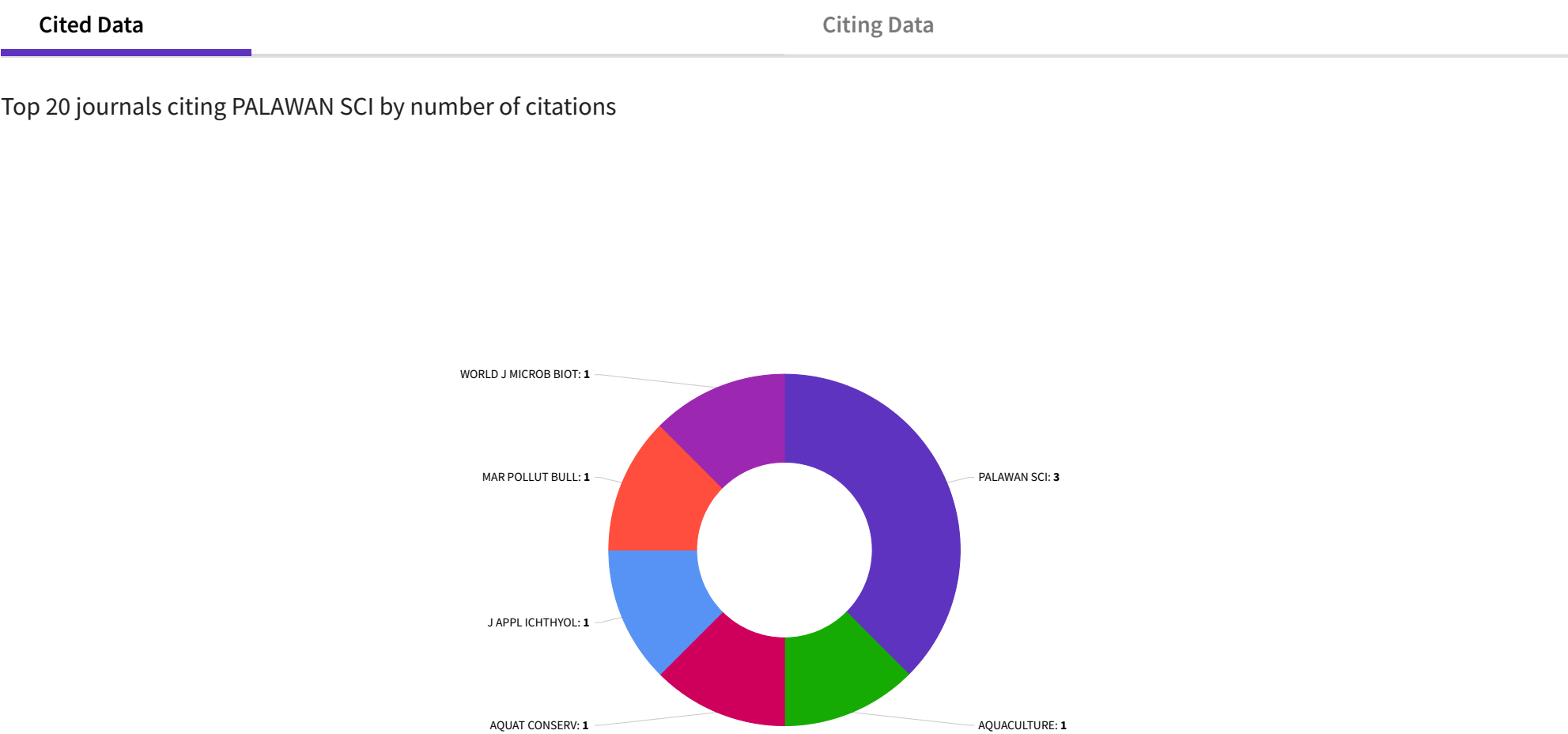
3

Citing Half-life Data

[Export](#)



Journal Citation Relationships



Content metrics

Source data

This tile shows the breakdown of document types published by the journal. Citable Items are Articles and Reviews. For the purposes of calculating JIF, a JCR year considers the publications of that journal in the two prior years. [Learn more](#)

28 total citable items

	ARTICLES	REVIEWS	COMBINED(C)	OTHER DOCUMENT TYPES(O)	PERCENTAGE
NUMBER IN JCR YEAR 2021 (A)	28	0	28	3	90%
NUMBER OF REFERENCES (B)	910	0	910	0	100%
RATIO (B/A)	32.5	N/A	32.5	0.0	

Contributions by organizations

Export

Organizations that have contributed the most papers to the journal in the most recent three-year period. [Learn more](#)

RANK	ORGANIZATION	COUNT	
1	WESTERN PHILIPPINES UNIV	19	
2	PALAWAN STATE UNIV	4	
-	TEXAS A&M UNIVERSITY SYSTEM	4	
-	UNIV SAN AGUSTIN	4	
5	PHILIPPINES BIODIVERS CONSERVAT FDN INC	3	
-	UNIVERSITY OF	3	

Contributions by country/region

Export

Countries or Regions that have contributed the most papers to the journal in the most recent three-year period. [Learn more](#)

RANK	COUNTRY / REGION	COUNT	
1	Philippines	49	
2	USA	4	
3	Japan	3	
4	Netherlands	2	
5	Canada	1	
-	France	1	
-	Mexico	1	
-	Saudi Arabia	1	
-	Turkey	1	

Additional metrics

Eigenfactor Score

Export

0.00000

The Eigenfactor Score is a reflection of the density of the network of citations around the journal using 5 years of cited content as cited by the Current Year. It considers both the number of citations and the source of those citations, so that highly cited sources will influence the network more than less cited sources. The Eigenfactor calculation does not include journal self-citations. [Learn more](#)

Normalized Eigenfactor

Export

0.00177

The Normalized Eigenfactor Score is the Eigenfactor score normalized, by rescaling the total number of journals in the JCR each year, so that the average journal has a score of 1. Journals can then be compared and influence measured by their score relative to 1. [Learn more](#)

Article influence score

Export

0.025

The Article Influence Score normalizes the Eigenfactor Score according to the cumulative size of the cited journal across the prior five years. The mean Article Influence Score for each article is 1.00. A score greater than 1.00 indicates that each article in the journal has above-average influence. [Learn more](#)

